



## THE FAST AND EASY WAY TO MAKE LAMINATED MAGNETS



**30 seconds to make**



**Great ideas and upsells**

### Create Custom Magnets for:

- Car Doors
- Display Signage
- Business Promotional & Business Cards
- Menus
- Teaching Aids
- School & Team Spirit Magnets
- Calendars
- Team Schedules
- Events – “Save the date”
- Photos
- Emergency Phone Numbers
- Postcards
- and so much more!






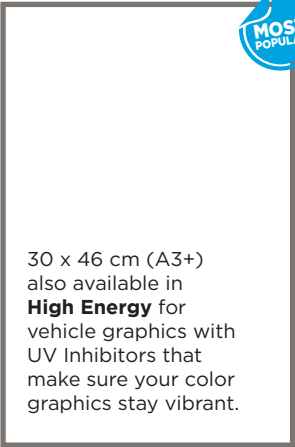
MagnetPouch is the first product of its kind enabling you to create professional laminated magnets. Create custom magnets for business cards, vehicle graphics, photographs and ad specialty products quicker and easier than ever before. Simply place your printed image inside the MagnetPouch and run it through a pouch laminator.



**MAGNETPOUCH IS GREAT FOR:**  
 Political Signs, Realtors  
 Insurance Agents,  
 Take-Out Food Service,  
 Plumbers, Electricians  
 .... and more!



### SIZE & QUANTITY OPTIONS

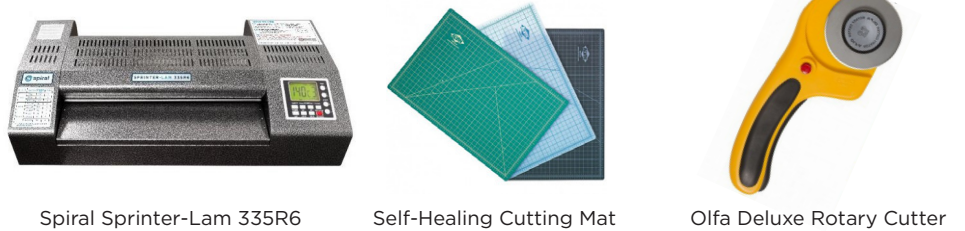
 <b>MOST POPULAR</b>	 <b>MOST POPULAR</b>			 <b>MOST POPULAR</b>	 <b>MOST POPULAR</b>
10 x 15 cm (4 x 6 in) 20/pack	13 x 18 cm (5 x 7 in) 25/pack	15 x 20 cm (6 x 8 in) 25/pack	20 x 25 cm (8 x 10 in) 20/pack	21x30cm (A4) 20/pack	30 x 46 cm/A3+ (12 x 18 in) 10/pack

30 x 46 cm (A3+) also available in **High Energy** for vehicle graphics with UV Inhibitors that make sure your color graphics stay vibrant.

### FINISH OPTIONS



### ACCESSORIES YOU MAY NEED



### HOW TO USE MAGNETPOUCH

Watch the video



**1** Insert your printed sheet into MagnetPouch.



**2** Run MagnetPouch through laminator.



**3** Apply magnet to any metal surface!