



EZ Clinchbook

Photo Books & Report Covers

DIY HARD COVER BOOKS — ADD AND REMOVE PAGES ANYTIME!



5 seconds to make



No equipment needed



Cloth or Cork finish

EZ Clinchbook hard covers are a completely unique product that let you create photo books and report covers without any special equipment or glue. All you do is open the cover all the way, insert your sheets into the patented spine, and then close the covers. It's that fast and that simple to make your own photo book or hard cover. The unique spine creates a secure bind that does not allow any pages to become loose and fall out, however the cover can be easily re-opened and edited as needed. The design offers a professional and premium look, but at a price point that everyone can attain. With these unique EZ Clinchbook you can make your own photo albums, baby books, school year books, as well as more professional hard cover books, such as real estate books, restaurant cocktail menus, and so much more.

Number of sheets each EZ Clinchbook holds:

35

Standard copy paper

25

Photo paper
































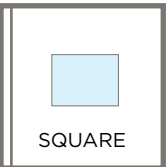










Pinchbooks are available in many colors with most popular being black. Minimum quantities may apply.



SIZE, COLOR, & QUANTITY OPTIONS

W Window option available in these sizes.
Foil stamp customizing available.

			 Black Cloth	 Red Cloth	 Navy Cloth	 Cork	Quantity per box
 LANDSCAPE	10 x 15 cm 4 x 6 in						10 Books
	13 x 18 cm 5 x 7in						10 Books
	20 x 25 cm 8 x 10 in	W					5 Books
 LANDSCAPE	20 x 30 cm 8 x 12 in	W					5 Books
	21 x 30 cm A4	W					5 Books
 PORTRAIT	30 x 21 cm A4	W					5 Books
 SQUARE	20 x 20 cm 8 x 8 in	W					5 Books
	30 x 30 cm 12 x 12 in	W					5 Books

HOW TO USE EZ CLINCHBOOK

Watch the video



1 Open the covers all the way so they touch.



2 Insert your sheets or photos into the spine.



3 Close the covers & you're done.