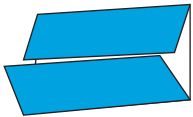


FEATURES & BENEFITS

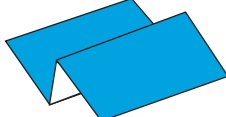
- Great to use in mailrooms, offices, churches, schools, businesses and associations
- Operates at a speed of up to 10,300 sheets per hour
- Automatically feeds, folds and collects a stack of documents
- Feed table has a capacity of 250 sheets of 20lb bond paper
- Adjustable 1st fold range of 2" to 11.5"
- Adjustable 2nd fold range 1.5" to 5.75" allowing for customized folds
- Large rubber rollers provide consistent paper feeding
- Durable conveyor belts create easy-to-handle, fanned stacks
- Will fold stapled sets up to 5 sheets through manual bypass

Fold Types:

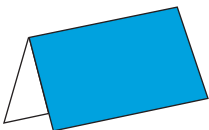
Letter Fold



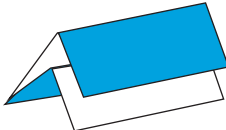
Z-Fold



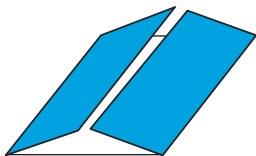
Half Fold



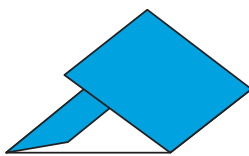
Double Parallel Fold



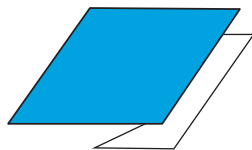
Gate Fold



Church Fold



Engineering Fold



The **Martin Yale® 1217A Paper Folder** provides a conveyor delivery system and preventive jam features, like removable tables and a reversing switch. The reinforced drive system provides accurate folds again and again.

With a maximum paper size of 11^{3/4}"x 18", this machine is sure to be a benefit to any environment. Ideal for use in churches, schools, business offices and medium to large mailrooms.

SPECIFICATIONS

Model Number	1217A
Standard Paper Size	4" x 4" to 12" x 18, A3, A4, A5
Paper Weight	60 gsm to 200 gsm / 16# Bind to 135# Offset
Manual Paper Feed	Up to 5 sheets
Feed Tray Capacity	Up to 250 sheets
Dimensions	21" H x 13.2" W x 15.5" D (53x34x39cm)
Weight	59 lbs.
Power (volts)	110